



**Ruth Miskin
Training**



***Read Write Inc. Phonics
Parents' Meeting***

Teach a child to read
and keep that child reading [and talking]
and we will change everything.

And I mean everything.

Jeanette Winterson

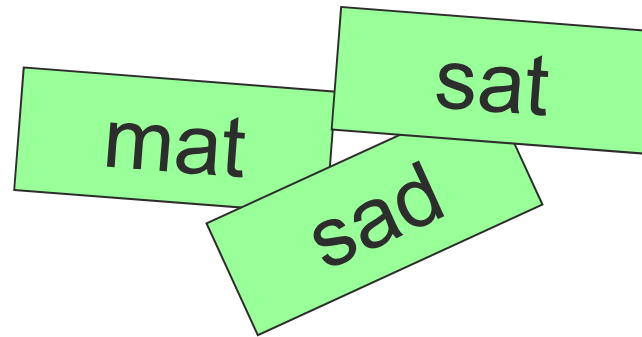
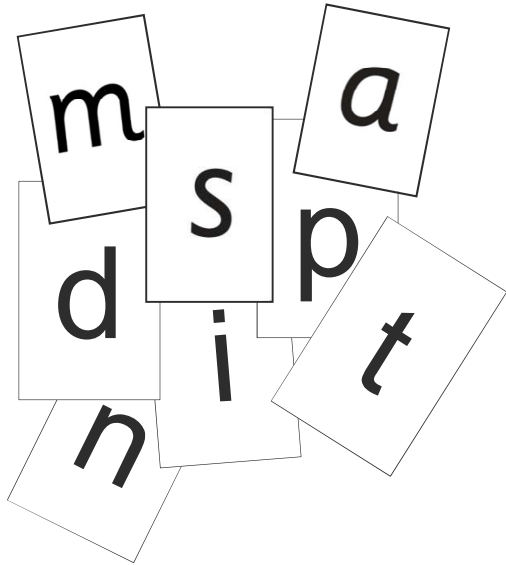
Who is Read Write Inc.
Phonics for?

Read Write Inc. Phonics

- Nursery – Y1 (KS1)
- Older children who need to ‘catch-up’
- Children new to English

What is Read Write
Inc. Phonics?

Systematic approach



What is systematic
phonics?

Phonics

Sounds

Graphemes

Pure Sounds

Sound pronunciation guide



English alphabetic code

- 44 sounds
- Over 150+ graphemes

- One of the most complex alphabetic codes in the world.

Speed Sounds chart

Complex Speed Sounds chart

Consonants: stretchy

| | | | | | | | | | | |
|----|----|----|----|----|----|----|----|----|----|----|
| f | l | m | n | r | s | v | z | sh | th | ng |
| ff | ll | mm | nn | rr | ss | ve | zz | ti | | nk |
| ph | le | mb | kn | wr | se | | s | ci | | |
| | | | | | c | | | | | |
| | | | | | ce | | | | | |

Consonants: bouncy

| | | | | | | | | | | | | |
|----|----|----|----|---|----|----|----|----|----|---|---|-----|
| b | c | d | g | h | j | p | qu | t | w | x | y | ch |
| bb | k | dd | gg | | g | pp | | tt | wh | | | tch |
| | ck | | | | ge | | | | | | | |
| | ch | | | | | | | | | | | |

Vowels

| | | | | | | | | |
|---|----|---|---|---|-----|----|-----|-----|
| a | e | i | o | u | ay | ee | igh | ow |
| | ea | | | | ā-e | y | ī-e | ō-e |
| | | | | | ai | ea | ie | oa |
| | | | | | | e | i | o |

| | | | | | | | | | | |
|-----|----|----|-----|-----|----|----|----|-----|-----|-----|
| oo | oo | ar | or | air | ir | ou | oy | ire | ear | ure |
| ū-e | | | oor | are | ur | ow | oi | | | |
| ue | | | ore | | er | | | | | |
| ew | | | aw | | | | | | | |
| | | | au | | | | | | | |

How does Read Write
Inc. use phonics to
teach reading?

Simple Speed Sounds

Simple Speed Sounds chart

Consonants: stretchy

| | | | | | | | | | | |
|---|---|---|---|---|---|---|---|----|----|----|
| f | l | m | n | r | s | v | z | sh | th | ng |
| | | | | | | | | | | nk |

Consonants: bouncy

| | | | | | | | | | | | | |
|---|---|---|---|---|---|---|----|---|---|---|---|----|
| b | c | d | g | h | j | p | qu | t | w | x | y | ch |
| | k | | | | | | | | | | | |

Vowels: bouncy

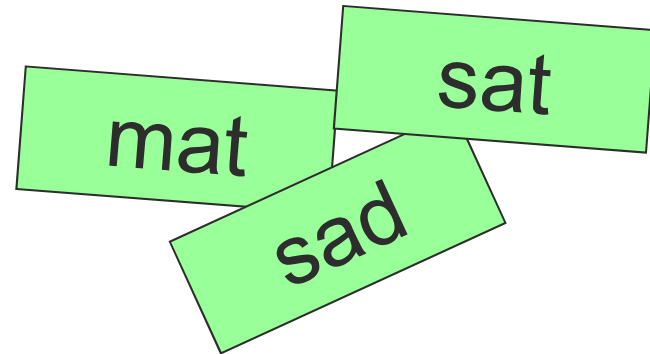
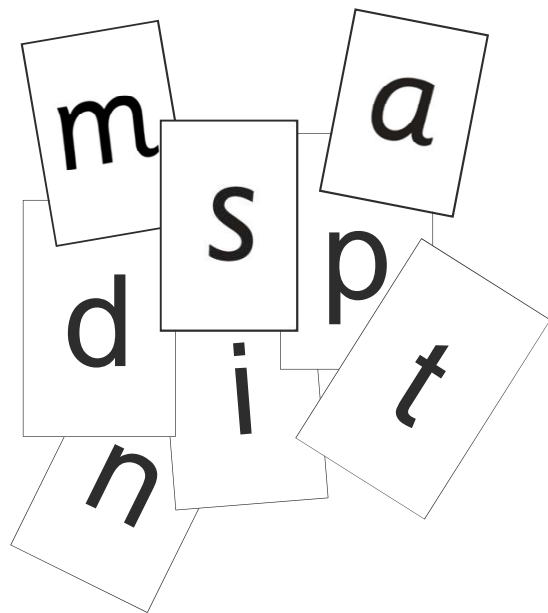
Vowels: stretchy

| | | | | | | | | |
|---|---|---|---|---|----|----|-----|----|
| a | e | i | o | u | ay | ee | igh | ow |
|---|---|---|---|---|----|----|-----|----|

Vowels: stretchy

| | | | | | | | |
|----|----|----|----|-----|----|----|----|
| oo | oo | ar | or | air | ir | ou | oy |
|----|----|----|----|-----|----|----|----|

Blending using Fred Talk



Fred Talk



Complex Speed Sounds chart

Complex Speed Sounds chart

Consonants: stretchy

| | | | | | | | | | | |
|----|----|----|----|----|----|----|----|----|----|----|
| f | l | m | n | r | s | v | z | sh | th | ng |
| ff | ll | mm | nn | rr | ss | ve | zz | ti | | nk |
| ph | le | mb | kn | wr | se | | s | ci | | |
| | | | | | c | | | | | |
| | | | | | ce | | | | | |

Consonants: bouncy

| | | | | | | | | | | | | |
|----|----|----|----|---|----|----|----|----|----|---|---|-----|
| b | c | d | g | h | j | p | qu | t | w | x | y | ch |
| bb | k | dd | gg | | g | pp | | tt | wh | | | tch |
| | ck | | | | ge | | | | | | | |
| | ch | | | | | | | | | | | |

Vowels

| | | | | | | | | |
|---|----|---|---|---|-----|----|-----|-----|
| a | e | i | o | u | ay | ee | igh | ow |
| | ea | | | | ā-e | y | ī-e | ō-e |
| | | | | | ai | ea | ie | oa |
| | | | | | | e | i | o |

| | | | | | | | | | | |
|-----|----|----|-----|-----|----|----|----|-----|-----|-----|
| oo | oo | ar | or | air | ir | ou | oy | ire | ear | ure |
| ū-e | | | oor | are | ur | ow | oi | | | |
| ue | | | ore | | er | | | | | |
| ew | | | aw | | | | | | | |
| | | | au | | | | | | | |

Storybooks



How does Read Write
Inc. teach spelling?

Fred Fingers



What should my child
read at home?

Read Write Inc. Storybooks



Picture books



How can I help at
home?

Storytime

- Read *to* your children
- Ask lots of questions and share opinions

You're never too old, too wacky, too wild, to pick up a book and read to a child.

Dr Seuss

Talking

Talk to your child as much as possible and ‘feed’ them new and ambitious vocabulary.

“Let’s **eat** our lunch now.”

“Let’s **munch** our lunch now.”

“Let’s **scoff** our lunch now.”

“Let’s **devour** our lunch now!”

You’re looking ... not just... but...

Vocabulary

Enrich conversations through description:

“Look at that rain. It looks like little diamonds sparkling on the window pane!”

Have fun with words and language.

“I’m as hot as a spud in a cooking pot!”

Praise your child for using new words or interesting phrases

Read Write Inc. lessons

Support how your child is learning to read and spell in school.

- Pure sounds
- Fred Talk
- Fred Fingers

Online resources available

Ruth Miskin Parents' Page:

<http://www.ruthmiskin.com/en/parents/>

Ruth Miskin Facebook:

<https://www.facebook.com/miskin.education>

Free e-books for home reading:

<http://www.oxfordowl.co.uk/Reading/>

Any other questions



Reading feeds the imagination, it expands horizons and offers new and exciting ways of seeing and making sense of our lives and of the world around us.

Michael Morpurgo